

إيفكو نيو ديلي

المهمة أنجزت معها

IVECO NEW DAILY

MISSION ACCOMPLISHED



نيوديلي فان، نيوديلي بمقصورة، نيوديلي 4x4
مجموعة متكاملة من الحلول الجذابة لتحميل أي حمولة، والوصول إلى أي مكان، ولمواجهة أي تحدٍ وإنجاز أي مهمة.

NEW DAILY VAN, NEW DAILY CAB, NEW DAILY 4X4.

A complete range of winning solutions to carry any load, reach any place, face any challenge and accomplish any mission.

IVECO

Your partner for sustainable transport



HANDLING

NEW SUSPENSION
OPTIMISED WHEELBASE
FOR BETTER DRIVEABILITY
BEST TURNING CIRCLE IN ITS CLASS (10.5 m)



COMFORT

CAR-STYLE DRIVING
NEW SEAT, NEW CONTROLS AND
NEW DRIVING POSITION
BETTER SOUNDPROOFING
GREATER FORWARD VISIBILITY
NEW CLIMATE CONTROL SYSTEM



PERFORMANCE

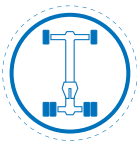
REAR-WHEEL DRIVE
POWER 146 Hp
TORQUE 350 Nm
NATURAL POWER 136 Hp VERSION
BEST IN CLASS TURNING RADIUS
6-SPEEDS MANUAL TRANSMISSION



re IVECO

LOAD VOLUME
from 9 m³ to 19.6 m³





STRENGTH

CHASSIS WITH HIGH-STRENGTH SIDE MEMBERS
 UP TO 7.2 t. GROSS VEHICLE WEIGHT
 REINFORCED SUSPENSION
 (ALLOWING UP TO 200 kg. GREATER LOAD)
 TOUGH, RELIABLE ENGINES



DESIGN

NEW STYLE
 NEW INTERIORS
 ERGONOMIC DASHBOARD
 NEW STORAGE COMPARTMENTS

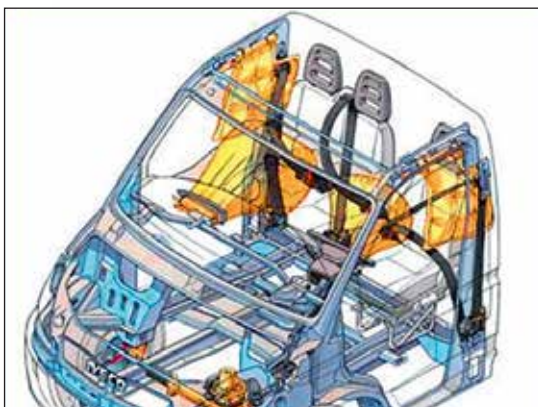


VERSATILITY

VAN, CHASSIS CAB, CREW CAB, MINIBUS
 SINGLE AND TWIN WHEELS
 MAXIMUM EASE OF FITTING AND CONFIGURATION



F1C 3.0 lit

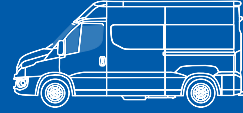




CHASSIS CAB



CREW CAB



VAN

Model	NEW DAILY	70C15H Chassis	65C15H Chassis	65C15D Chassis	VAN
GVW		7000	6500	6500	6500
Kerb Weight	Kg	2418	2387	2640	2931#
Seating Capacity	Nos	1 + 2	1 + 2	1 + 6	1 + 2
Engine	cc	2998 CC, F1C E0481 - DOHC CRDI, EDC Turbo charger & Intercooler + waste gate. 148 @ 3000 (power)			
Torque		350 Nm @ 1400 - 2750			
Clutch		Hydraulic Single Dry plate			
Transmission		6 speed manual with Over drive			
Steering		Three piece column with connecting universal joints, Power Steering with 420 MM Diameter			
Suspension - Front & Rear		Front : Independent With Torsion Bar, Anti - Roll bar is standard Rear : Semielliptical Leaf spring and additional bumpers. Anti Roll bar is standard			
Brakes (Front & Rear)		DISC & Dual Circuit with vacuum servo. Floating Disc caliper with auto wear adjustment. With ABS 9 + EBD 9 Standard			
Parking		Manual Brake operating on rear wheels			
Wheel base	mm	4350 & 4750*	4350 & 4750*	4350	4100 & 4100 L *
Cargo body (LWH)	mm	5300 X 2300 X500	5300 X 2300 X 500	5300 X 2300 X500	4680 X 1740 X 1900
Cabin Width	mm	2353	2353	2353	2353
Fuel Tank capacity	L	100	100	100	100
Tires - Front & Rear (DUAL)		225 /75 R 16	225 /75 R 16	225 /75 R 16	225 /75 R 17

Suitable Applications : Refrigerated Truck, Water Tanker, Fuel Tanker, Crane Mounted Truck, Refuse Truck, Road Sweeper, Aerial Platform & Many More.
Optional Wheel base. # Kerb Weight Total without Body

The manufacturer reserves the right to change or make any technical changes without prior notice. Dimensions, weights and capacities given are approximate values

الشركة العالمية للمعدات والمقاولات ش.م.م
International Equipment & Contracting Co LLC

Bahwan International Group Holding
مجموعة بهوان العالمية للقبضة

Head Office : Near Mawaleh Souk, Nizwa Road, Muscat. Branches : Sohar and Salalah.

For more information, please call **9675 7365, 9679 3386, 9533 5105**

For any enquiries, Call Toll Free
800 500 11

Email :
customerfirst@suhailbahwanautogroup.com

Service Helpline
96 300 200